


Power clamp cylinder

JCK Series—Sensor switch



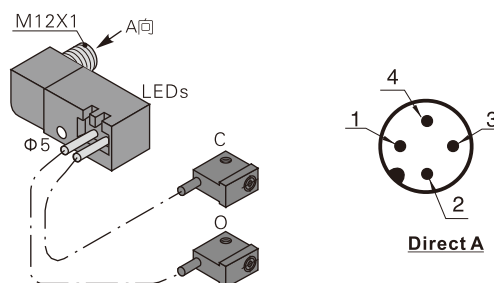
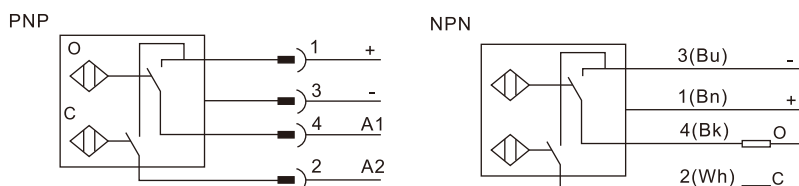
Specification

Operating range	2mm
Voltage range	10~30V DC
Output type	N.O., PNP, NPN
Rated DC	150mA(max)
Switch frequency	30Hz
Shell material	PBT
Switch status indication	Clamping: Red Opening: Yellow
Voltage indication	Green

Ordering code

DS1 KP 63		
①	②	③
Model	Output type	Bore size
DS1:	KP: PNP	63(Bore size: 40、50、63)
Sensor switch	KN: NPN	80(Bore size: 80)

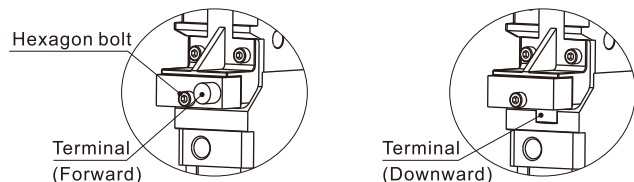
Hookup



Installation and application of sensor switch

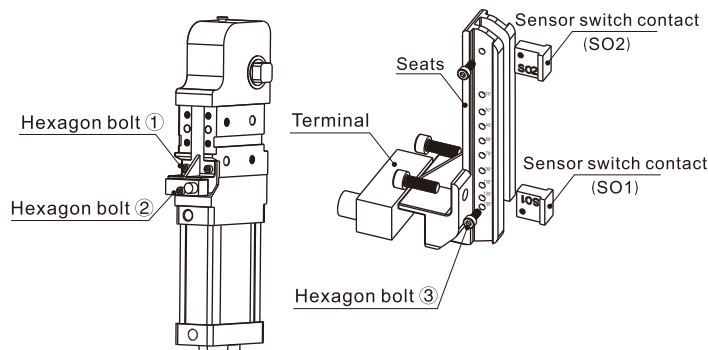
1. Sensor switch is well assembled before leaving factory which is free of adjusting. If you need to change terminals' wiring direction, change new sensor or rearrange angle, please do as follows:

1.1) Steps of changing terminals' wiring direction:



(See figure above.) Unscrew the hexagon bolt→dismount sensor's Terminal→change terminals' wiring direction as you need→remounting→screw up the hexagon bolt.

1.2) Steps of change new sensor switch:



(See figure above.) unscrew two hexagon bolts ①→dismount sensor seats as a whole→unscrew two hexagon bolts ③→dismount two sensor switch contacts(SO1\SO2)→unscrew hexagon bolt ②→remove the sensor switch→choose new sensor switch→replace new sensor switch contact and screw up hexagon bolt ②→replace new wiring box and screw up hexagon bolt ①→finished.

Ecommended lock torque of hexagon bolt is listed in the following table:

Ecommended lock torque of hexagon bolt ①			Ecommended lock torque of hexagon bolt ②		Ecommended lock torque of hexagon bolt ③	
Bore size	Hexagon bolt type	Lock torque(N.m)	Hexagon bolt type	Lock torque(N.m)	Hexagon bolt type	Lock torque(N.m)
40、50	M3×0.5	1.2~1.5	M5×0.8	4.0~5.0	M3×0.5	1.2~1.5
63、80	M5×0.8	4.0~5.0				

1.3) Steps of readjusting angle: For more details, see latter contents.

1.4) Sensor switch's connection:

Sensor switch's connection need to use relevant male connector, which have separate male connector, and with wire male connector to be choused.

The ordering code as below:

Name: On end cable(3 meters length)	Name: L shape cable(3 meters length)	Name: On end connector(rotundity)	Name: L shape connector (rotundity)
Ordering code: X-F-PPVCS	Ordering code: X-F-PPVCL	Ordering code: X-F-PPVCV	Ordering code: X-F-PPVCH

